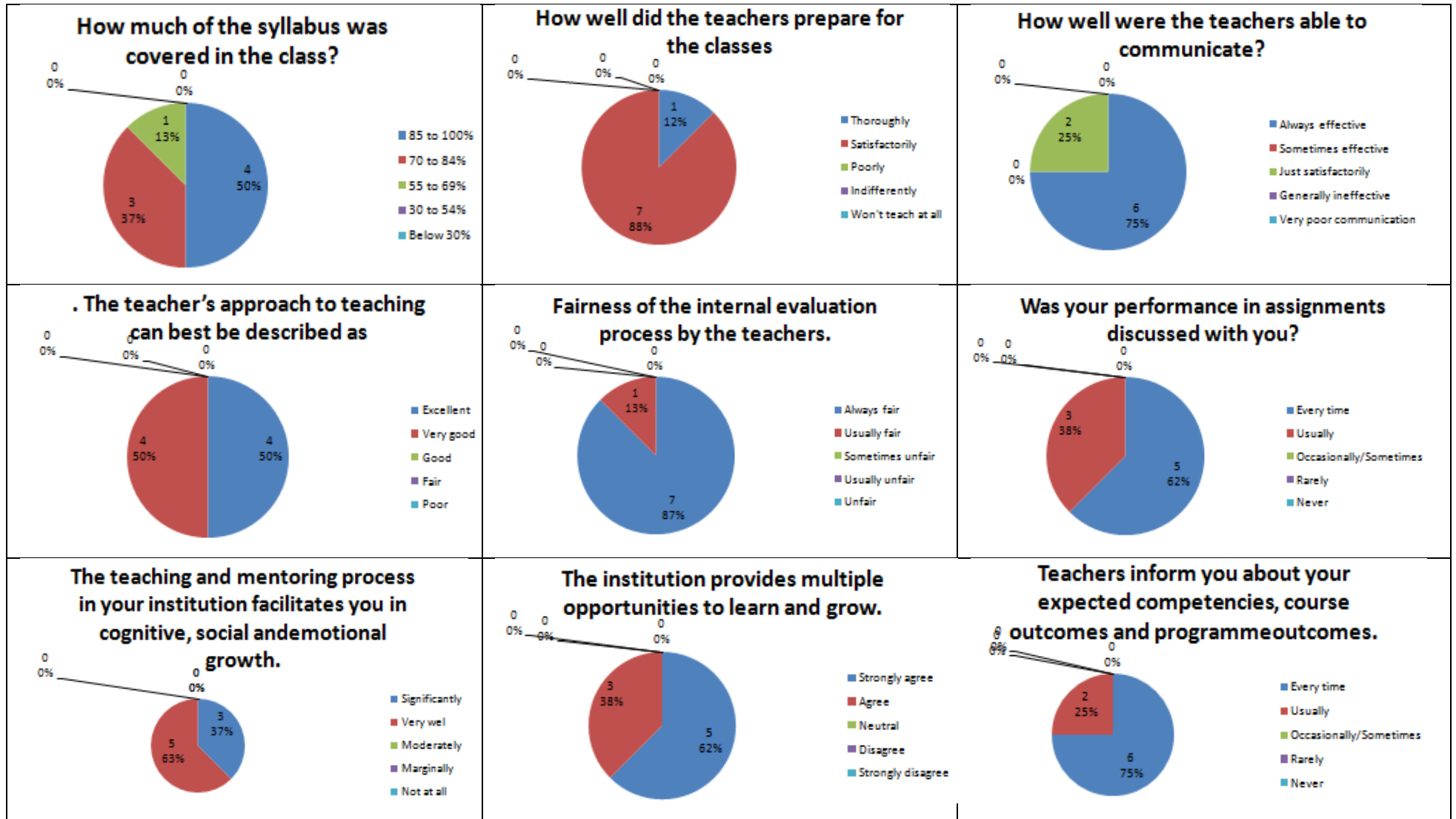


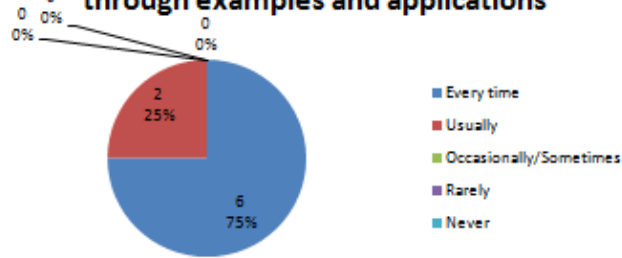
Student's Satisfaction

Batch: 2018-2020

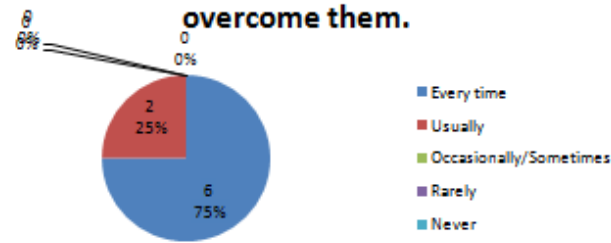
Class:2018PGV



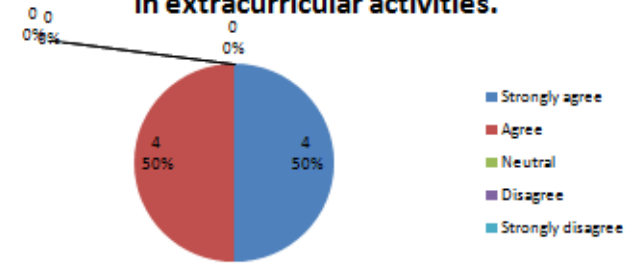
The teachers illustrate the concepts through examples and applications



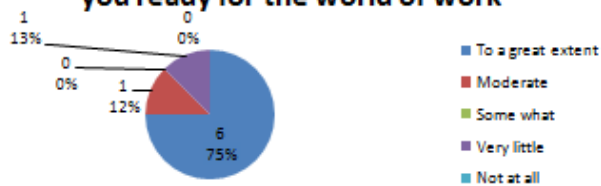
Teachers are able to identify your weaknesses and help you to overcome them.



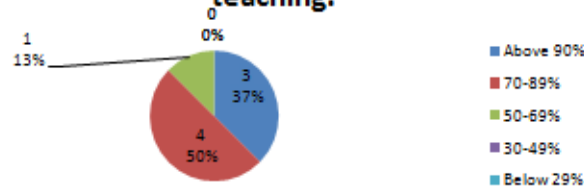
Teachers encourage you to participate in extracurricular activities.



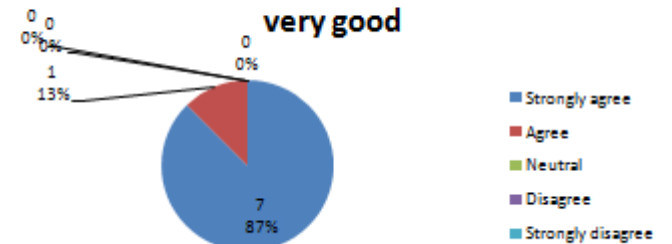
Efforts are made by the institute/ teachers to inculcate soft skills, life skills and employability skills to make you ready for the world of work



What percentage of teachers use ICT tools such as LCD projector, Multimedia, etc. while teaching.



The overall quality of teaching-learning process in your institute is very good





**DEPARTMENT OF ECONOMICS &
CENTRE FOR RESEARCH IN ECONOMICS
THE MADURA COLLEGE (AUTONOMOUS)
(Reaccredited with “A” Grade By NAAC)
MADURAI – 625 011**

**Feed Back Analysis and Interpretation
Students Satisfaction Survey Report**

Student’s satisfaction survey have been conducted by Madura College among 2018-2020 batch students of M.A. Economics. The survey was based on the syllabus coverage, teachers preparation for classes, teachers ability to communication, teachers approach to teachings, internal evaluation fairness, teachers discussion about performance of the student, teachers mentoring for growth of the student and opportunities available in the institution for learning, teachers information about course and programme outcomes, method of illustration by the teachers, about concept, identification of student weakness and suggestion given by the teacher to overcome, teachers encouragement to participate in extra curriculum activities, effort made to inculcation of soft skill, life skill by the institution and teacher. ICT tools used by the teacher, and overall quality of teaching and learning process.

Higher education has becoming an increasingly competitive market, college student satisfaction has become an important component of quality. High student satisfaction helps in attracting and retaining high achievers who in turn increases the reputation of the department and the college.

This satisfaction survey, serves two purposes, to help the institutions to monitor the teaching quality and the teacher can improve their teaching.

The survey have been conducted among 2018-20 batch students of M.A. Economics. The first questions is with regard to syllabus coverage it has been observed that 50 percent students were satisfied with the syllabus coverage of 85 to 100 percent in the class and 37 percent of students were satisfied with the coverage of syllabus about 70 to 84 percent in the class and 13 percent of students were satisfied with syllabus coverage 55 to 84 percent in the class

The second question is about the teacher's preparation for the class from the pie chart it has been observed that 88 percent of the students were satisfied with the satisfactory preparation of teacher for the classes and 12 percent of the students were satisfied for the through preparation of the teacher for the class.

Third question concerns the ability of the teacher to communicate. From the chart explanation it has been observed that 75 percent students were satisfied with the effective communication of the teacher and 25 percent of students were satisfied with the just satisfactory level of communication.

Next question about the teachers approach to teach, from the pie chart it is observed that 50 percent of students were satisfied with the excellent approach of the teacher to teach the subject and 50 percent of the students were satisfied with very good approach of the teacher to teach the subjects.

The next question about the fairness of the teacher in the internal evaluation. It is found that 87 percent of students were satisfied by the always fair evaluation method practiced by the teachers and 13 percent of students were satisfied with usually fair internal evaluation made by the teacher. Next chart explains the performance discussion with the students.

The next question regards to discussion of the about his performance. It is observed that about 82 percent of the students were satisfied with the every time discussion of the about his performance in assignments with him and 18 percent of students satisfied with usual discussion by the teacher about his/her performance in assignments with him.

Next question is about the mentoring process in the college. It is observed that 63 percent of the students were satisfied with the mentoring process offered by the college which helps them to achieve cognitive, social and emotional growth and 37 percent of students were satisfied with very well functioning of the teaching and mentoring process.

Next question seeks the level of satisfaction of students about the multiple opportunities available to them to learn, it is observed that 62 percent of students were satisfied with the multiple opportunities given by the college to learn and grow and students strongly agreed to recognize the multiple opportunities available to them and 38 percent of the students were satisfied and agreed the multiple opportunities.

Next question about teacher's information about course outcome and programme outcome it is found that 75 percent of students were satisfied with the information provided by the teacher about expected competencies and courage and programme outcomes and 25 percent students were satisfied with the teachers information usually given by the teacher.

Next question is about the teacher's illustration about the concepts. It is observed that 75 percent of students were satisfied with the concept explanation by the teacher through examples and applications at every time and 25 percent of the students were satisfied with explanation of the concepts by the teacher usually with examples and applications.

Next question Identification of student weakness and suggestion to overcome. From this chart it has been observed that 75 percent of students are satisfied with the ability of the teacher to identify the weakness of the students and the timely help extend by the teacher to solve the problem every time and 25 percent of the students were satisfied with the teachers identification of student weakness and help extended by the teacher to overcome usually.

Next question is regard to the teacher's encouragement to participate in the extracurricular activities. It is observed that 50 percent of students strongly agreed to the teacher's encouragement to participate of the student in the extracurricular activities and 50 percent of the students were satisfied and agreed the encouragement of the teacher.

Next question is regard to the efforts made by the institute/teachers to inculcate soft skill, life skill and employability skill. From the chart it has been observed that 75 percent of students were satisfied with the effort made by the college or teacher to inculcate the soft skill, life skill and employability skill to make the students for the world of work and the students agreed it to a great extent, 13 percent of the students felt satisfied it as very little and 12 percent of students satisfied because it is moderate.

Next question regard to ICT tools used by the teacher. From the chart it has been observed that 50 percent of students were satisfied with the teachers who have used above 90 percent of ICT tools for teaching and 13 percent of students were satisfied with the teachers who have used 30-69 percent of ICT tools for teaching.

The question is about the last chart explains about the level of satisfaction of overall quality of teaching. From the chart it has been observed that 87 percent of students were satisfied and they strongly agreed about the overall quality of teaching and learning process in the college and 13 percent of student also satisfied and agreed to the overall quality of teaching.

FEEDBACK ANALYSIS

The Department wishes to furnish SWOC Analysis based on the feedback given by the students for the even semester (2019-20).

STRENGTH

- Students are satisfied with the updated syllabus.
- Students expressed that the teachers prepare the lessons and disseminated to the students through the classroom lecture and online mode.
- The approach of the teaching and learning process are highly appreciated by the students.
- CIA papers are valued on time and distributed to the students in the classroom for further improvement.

- Students opined that the teachers are willing to support them for the extracurricular activities.
- Students appreciated the exclusive seminar for inter-collegiate students community.
- Students praised the teachers for having given the opportunity to take seminar by using PPT Slides.
- The cultural event MAGANOMICS provided a platform for the students to exhibit their talents. It is highly appreciated by other college students every year.
- Students said that the staff members are encouraging them to participate in the seminars, conferences and other events organized by other colleges and universities in Tamil Nadu.
- Students appreciated the Students' Seminar volume brought out by the Department with their articles only.
- An excellent mentoring by the faculty given to the students on a periodical basis.

WEAKNESS

- Field trip has not been arranged so far.
- Periodical educational tour has not been organized.
- Students demanded the need for Wifi connectivity for e-learning purpose.

OPPORTUNITIES

- Department offers UGC syllabus based certificate course for NET/SET Exam.
- Students are given books related to competitive exams.
- The department library catering the needs of the books for their current subjects.
- A three day event of National Seminar, Students Seminar and MAGANOMICS. Cultural event conducted every year for the benefit of students and staff of our college and other colleges.
- Every year the department brought out an edited book/journal consisting of the papers presented in the National Seminar.
- Students are given chance to meet the learned faculty members from other colleges through Guest Lectures.
- Industrial visit is arranged every year for the first year UG students.
- Elocution, quiz, essay writing in Tamil and English periodically conducted in the department as a part of Planning Forum activities.
- Staff member have been using ICT enabled tools for the purpose of teaching and learning.
- Students are given e-links for journal and books.

- Full-fledged department from UG to Doctoral degree.
- Research scholars are encouraged to participate in academic conferences and further motivated to avail the financial assistance from various funding agencies.

CHALLENGES

- Poor financial assistance from the government.
- Students are not conversant with e-learning.
- Parents are not attending PTA meeting on time.
- Late comers are mostly from villages due to non-availability of public transport.
- Basic writing and speaking skills in English are not sufficient for the PG students.
- UG students are facing the problem of understanding the subjects in English medium. Because, nearly 90% of the students have studied their schooling in Tamil medium.

Action Taken Report of Student Satisfaction Survey

- ❖ Based on the student satisfaction survey through statistical tools the following action has been initiated by the department. It has been approved by the department council meeting.
- ❖ In the respect of syllabus coverage 13 percent student have expressed that the syllabus covered ranged between 55 to 69 therefore it is decided to request the teachers to complete the syllabus in the forth coming semester.
- ❖ With regard to the teacher's preparation for the classes 12 percent of the students opined that the teachers have prepared thoroughly for taking classes. In this regard teachers are asked to prepare thoroughly for their subjects.
- ❖ In connection with teacher's ability to communicate 25 percent of the students told that it is just satisfactory. Accordingly teachers are requested to encode the message with appropriate words with simple language.
- ❖ Regarding the teachers approach to teaching 50 percent of students said that it is excellent and very good therefore no action is needed.
- ❖ The fairness of internal evaluation up to the satisfaction of the students.
- ❖ Students are completely satisfied with the assignment given to them
- ❖ The most of the student very much satisfied with the mentoring process, however teacher's are requested to take care of the student in cognitive, social, and emotional growth.
- ❖ Most of the students have strongly agreed about the opportunities provided by the institution to learn and growth in the future.
- ❖ From the students satisfaction survey if is observed that only 13 percent of the students expressed that, the efforts are made by the teachers to inculcate are made by the teachers to inculcate soft skill, life skill and employability skill are very little. Hence it is decided to inculcate all the skills the forth coming semester.

- ❖ From the student satisfaction survey it is found that 13 percent of the students are expected to use ICT tools for teaching and learning. Teachers are asked to male use of ICT tools during the reaching learning process.
- ❖ The overall satisfaction of the student seems to be strongly good.
